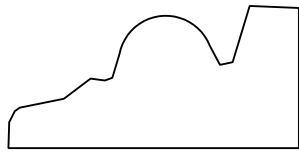



CHAIR RAIL DETAILS

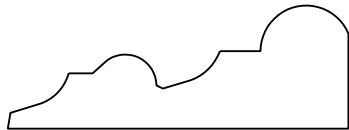
FULL SIZE



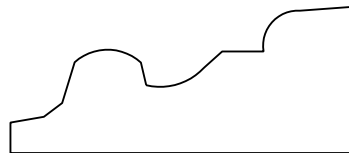
CH1-1.5
3/4" x 1 1/2"




*CH2-1.5
7/8" x 1 1/2"



CH3-1.75
5/8" x 1 3/4"




CH4-1.75
3/4" x 1 3/4"



CH5-1.75
3/4" x 1 3/4"



*CH6-1.75
3/4" x 1 3/4"

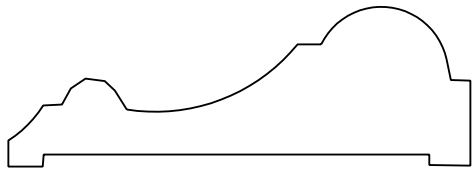


CH7-2.0
7/8" x 2"

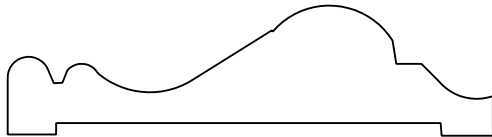
CHAIR RAIL DETAILS

FULL SIZE

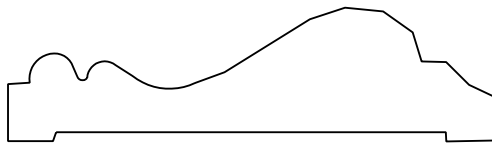
County Heritage
Forest Products Ltd.



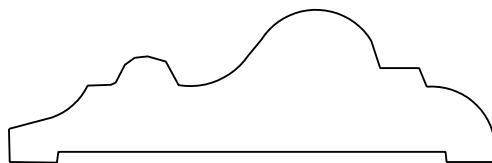
*CH8-2.37
3/16"x 2 3/8"



CH9-2.5
3/4"x 2 1/2"



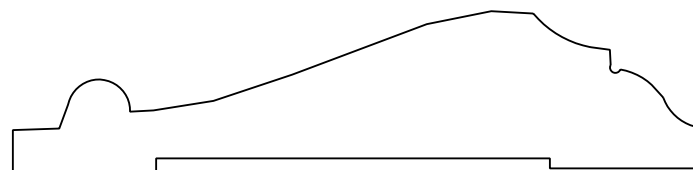
CH10-2.5
3/4"x 2 1/2"



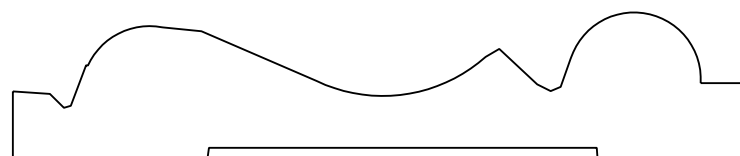
CH11-2.5
3/4"x 2 1/2"



CH12-2.5
3/4"x 3 1/8"



CH13-3.5
7/8"x 3 1/2"



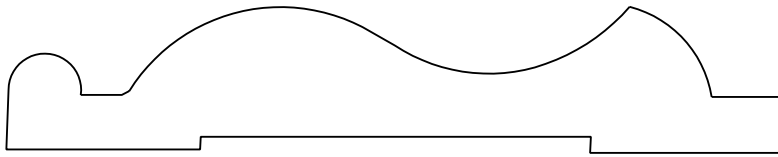
*CH14-3.75
3/4"x 3 3/4"

Toll Free 1-800-265-7643

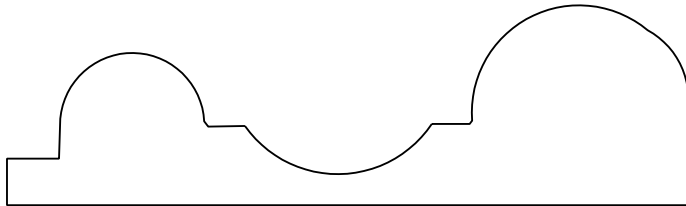
Phone (519) 686-7573 Fax (519) 686-8044 www.countyheritage.com

CHAIR RAIL DETAILS

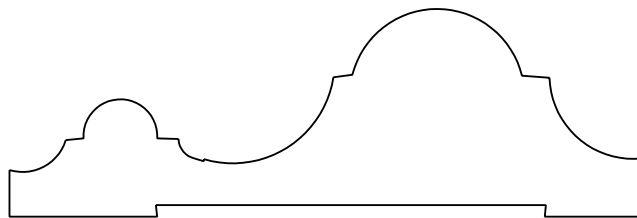
FULL SIZE



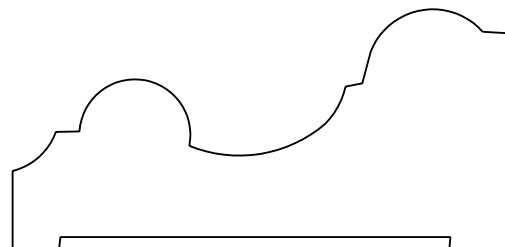
CH15-4.0
3/4" x 4"



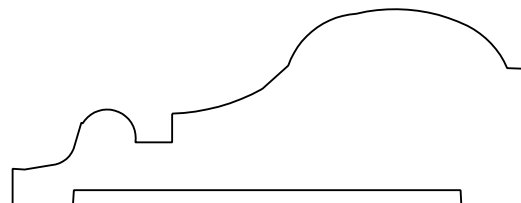
CH16-3.5
1" x 3 1/2"



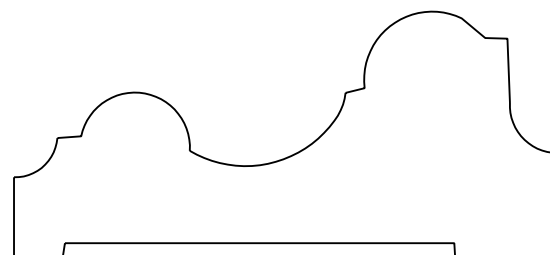
CH17-3.25
1 1/16" x 3 1/4"



CH18-2.5
1 1/4" x 2 1/2"



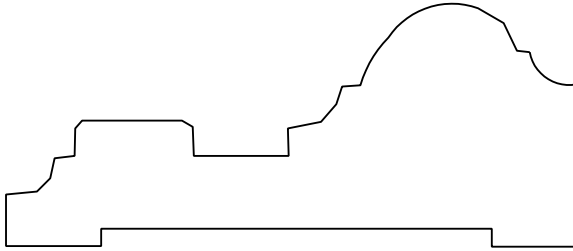
CH19-2.62
1" x 2 5/8"



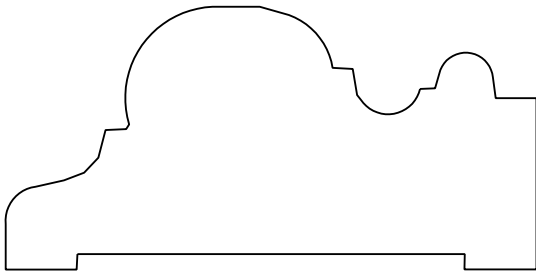
CH20-2.75
1 1/4" x 3 3/4"

CHAIR RAIL DETAILS

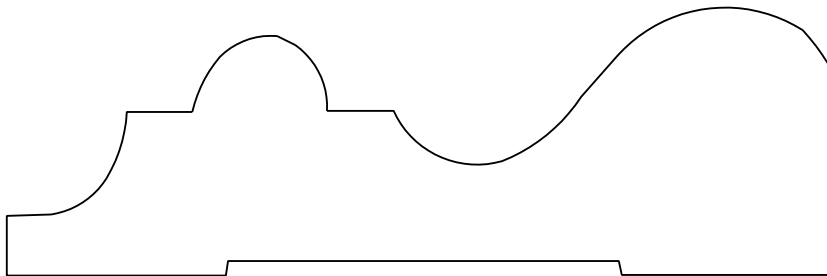
FULL SIZE



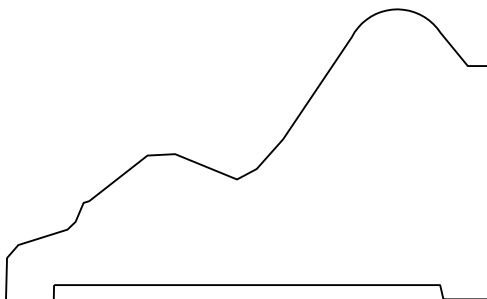
CH21-3.0
1 1/4" x 3"



CH22-2.75
1 3/8" x 4 1/4"



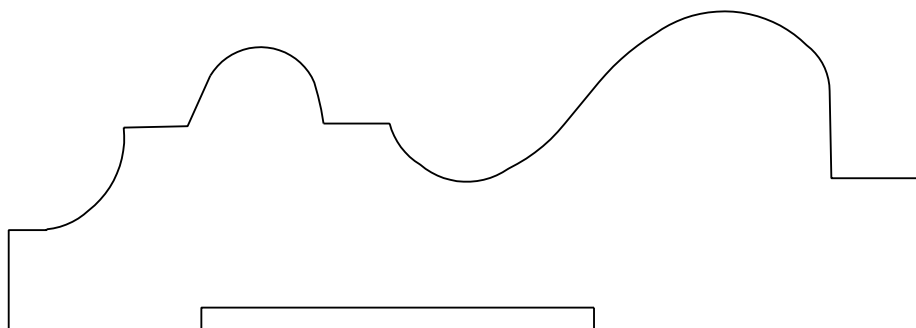
CH23-4.25
1 3/8" x 4 1/4"




CH24-2.5
1 1/2" x 2 1/2"

CHAIR RAIL DETAILS

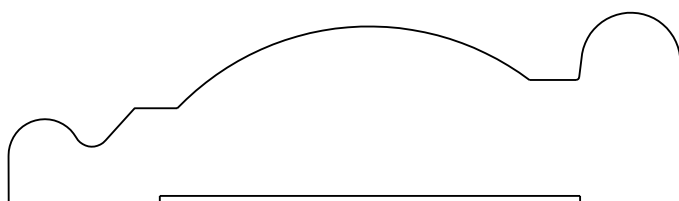
FULL SIZE



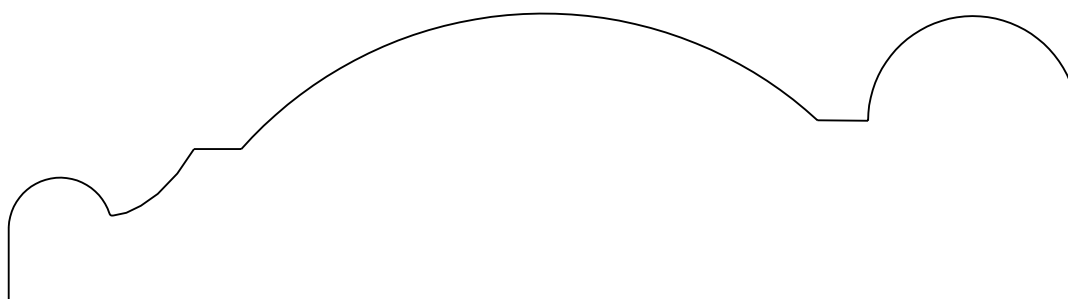
CH25-4.75
1 5/8" x 4 3/4"



CH26-1.75
13/16" x 1 3/4"



CH27-3.5
1" x 3 1/2"



CH28-5.56
1 1/2" x 5 9/16"